



UNITED STATES SKI AND SNOWBOARD ASSOCIATION

**INTRODUCTION TO SKI RACING:
COMPETITION OFFICIAL - ALPINE**
2013-2014

STUDY GUIDE

This Study Guide serves as an introduction to ski racing for parents and new officials. Downloading, printing and reading the Study Guide must not be substituted for actual attendance at a USSA-approved Clinic or used as a replacement for actual instruction at any USSA-approved Clinic.

Competition Official certification is one of the prerequisites for certification in the following specialty areas:

Chief of Course
Chief of Race
Data Management
Jury Advisor – Start and Finish Referee*
Race Administration
Referee
Timing & Calculations
Technical Delegate

* Part of Referee Training

Please refer to the current edition of the **Alpine Officials' Certification Guidelines** in "Master Packet of Forms" for additional requirements of each specialty area.

New officials should work 1-2 days in each area: Gate Judge, course maintenance, assisting the Chief of Race, assisting the Data Management/Race Secretary and assisting the Chief of Timing and Calculations. This will give an individual a good idea of what he or she does or does NOT want to do as an official.

A video for Gate Judge instruction, "**The Most Important Person on the Hill...**", is available on the USSA website. Correct passage of a missed gate in single pole Slalom* is not addressed in this video; this situation is addressed in a separate Power Point presentation: "Gate Judges' Guide for Single Pole Slalom".

***NOTE:** *Hiking to complete passage of a missed gate is only allowed in Slalom events. A competitor who misses a gate in a Slalom event may hike only if no interference with the following competitor will occur; a passed competitor may not continue on course. If a competitor misses a gate in a Giant Slalom event, they must immediately exit the course.*

If you have problems with this Study Guide or have suggestions for improvements, please contact the current Chair of the Alpine Officials' Education Working Group. Thank you.

The current Chair is: Thelma Hoessler
tmhoessler@gmail.com

UNITED STATES SKI AND SNOWBOARD ASSOCIATION

INTRODUCTION TO SKI RACING: COMPETITION OFFICIAL - ALPINE 2013-2014

REFERENCE DOCUMENTS:

The following reference items can be found at the end of this Study Guide. All numbered forms may be found on the USSA website in the “Master Packet of Forms”. Numbering is not sequential because it agrees with document numbering in the “Master Packet of Forms”.

- Abbreviations and Terminology
 - Personnel at the Race
 - 31. Report by the Referee
 - 23. Start/Finish Referee Recording Form
 - USSA Alpine Entry Card (Alpine Competition Guide & USSA website)
 - 9. Team Entry Form
 - 10. FIS Entry Form
 - 22. Start/Finish Timekeeper Recording Form
 - 24. Electronic Time Recording Form
 - 62. & 63. “Fault Only” Gate Judge Card (Gate Keeper) and Instructions*
 - 64. & 65. “Fault/No Fault” Gate Judge Card (Gate Keeper) and Instructions*
 - 72. Alpine Official’s Personal Activity Record
 - 73. Alpine Official’s Recommendation Form
 - 16. Volunteer Race Worker Registration Form
- *Includes instructions for hiking for single-pole Slalom

I. RULES AND REGULATIONS

It is the responsibility of every official and competitor to know and understand the rules for the sport. One of the questions most often asked by people new to the world of ski racing is: “Where do all these rules come from?” In overview form, this is an outline of the various sources of rules and guidelines.

International Rules The FIS International Rules of Competition (ICR):

The *Federation Internationale de Ski*, known as FIS (pronounced “fiss”), is the world governing body of ski racing. It establishes the standards to which all national governing bodies must conform.

The International Ski Competition Rules, also known as the ICR or the “Blue Book”, are published by the FIS and are rewritten every four years; updated versions are posted on the FIS website at <http://.fis-ski.com>; “Precisions”, if required, will still be published and will also be available on the FIS website.

The ICR forms the basis for all alpine ski competitions sanctioned by a national governing body. Precisions (updates) are published bi-annually, once in early summer for the Southern Hemisphere and again in November for the Northern Hemisphere. Precisions for the Southern Hemisphere often contain “test” procedures; if accepted by the FIS Council, these “test” procedures become rules that will go into effect for same-season events held in the Northern Hemisphere.

Other international rule books include those that address particular requirements for different levels of competition. These include, but are not limited to, Rules of the FIS Points, Rules for the Alpine FIS Continental Cups, Rules for the Alpine FIS Ski World Cup, and Specifications for Competition Equipment. These rule books are rewritten every year; if additional updates are required, they are published in the annual “Precisions”.

USSA Rules:

The United States Ski and Snowboard Association, known as USSA, is the national governing body (NGB) for the sport of skiing and snowboarding in the United States. It establishes the standards to which all regions, divisions and states must conform.

USSA, in conjunction with the United States Olympic Committee (USOC) and the International Olympic Committee (IOC), sponsors the U.S. Ski Team, and any World Cup, World Championship and Olympic competitions held in this country.

Only accredited national governing bodies such as USSA can enter teams in upper-level FIS competitions, e.g., Continental Cup, World Cup, World Championship and Olympic Winter Games. USA competitors’ entries in lower-level FIS events can be made by USSA-member clubs and schools/colleges/universities as agents of USSA. Foreign competitors’ entries must be submitted either by the respective Federation or an authorization (travel) letter from the respective Federation allowing a club or school/college/university to enter the competitor in FIS events must be on file with USSA. Entries for foreign competitors traveling and/or training in North America who are not members of a USSA club or attending school/college/university and for whom no authorization (travel) letter is on file, must be approved by USSA Competition Services staff. *Canadian entries may only be submitted by the Canadian Federation.*

USSA publishes its alpine rules and regulations as the USSA Alpine Competition Regulations or ACR. * [These rules and regulations are not applicable at FIS events.] The numbering of the ACR mirrors, when possible, ICR rule numbering, and USSA exceptions to these rules are identified with a “U” preceding the rule number; the “U” is a part of the USSA rule number. ****The FIS International Competition Regulations (ICR) and adjuncts shall govern any and all issues not addressed therein.***

Regional/Divisional/State Rules:

Each region/division/state may also publish rules for competitions held in their respective areas. These rules are limited in scope, govern eligibility requirements and may also amend certain restrictions within age classes. Regional/divisional/state rules are usually published annually in a handbook and may also be found on USSA division/state websites.

Local Rules:

Local rules are published in the material distributed for individual events; this material is often referred to as the event “Race Announcement” or event “Fact Sheet”. These rules govern such matters as the local ski area rules and regulations, restrictions for lift access, deposits required for racing bibs and other issues related to a specific event.

II. THE AGE CLASSES

Ski racing is structured to provide a progression of basic skills and racing ability through the course of a competitor’s career. Competition is a necessary element of all racing, however results are not emphasized at the younger age levels. The youngest athletes are nurtured and reaffirmed; fun and personal improvement are emphasized over results.

Athletes are taught the fundamentals and basic skill required for ski racing. As they mature, advanced skills are introduced as is developmentally appropriate, and they are exposed to more intense levels of competition where their skills are challenged to greater degrees.

A competitor's age class is determined by their age on December 31 of the current competition year. ***The current competition year is 2013-2014, so a competitor's age class is determined by their actual age on December 31, 2013.***

Instructional Levels – U8, U10, and U12:

U8 (under 8), athletes are 7 and younger; U10 (under 10), athletes are 8 and 9 years of age; and U12 (under 12), athletes are 10 and 11 years of age. *U8 category is established for purpose of awards. U8 course setting is governed by U10 course setting specifications.*

These first three levels, or age classes, are those that establish a forum for teaching fundamentals and basic racing skills and for having fun.

These younger athletes race at an instructional level. Racecourses are basic and are set to test a range of fundamental skills with an emphasis on fun and improvement of fundamental skiing and racing skills.

In addition, some regions/divisions/states do not allow competitors at these levels to employ specialized equipment. For example, only one pair of skis may be allowed for the different types of events.

U14 Competitive Level:

U14 (under 14), athletes are 12 and 13 years of age.

This is the first competitive level in which all event types are explored. Racecourses follow the USSA guidelines, and even though not all divisions score U14 races and U14 competitors do not earn seed points, timing is utilized.

Results are recognized with trophies and/or medals in the same manner as in upper level races. The emphasis is on fun and improvement through the use of advanced skills.

U16, U18, U21, & Senior Competitive Level:

U16 (under 16), athletes are 14 and 15 years of age; U 18 (under 18), athletes are 16 and 17 years of age; U21 (under 21), athletes are 18, 19, 20 years of age; and Senior athletes are 21 years of age and older.

U16 is the first competitive level where races are scored in all divisions and can earn points at the national (USSA) level. Athletes U18 and older can earn seed points at both the national (USSA) and international (FIS) levels. Athletes competing at these levels are competing in scored events that utilize timing and previously earned seed points for ranking. Racecourses follow the USSA and, when applicable, the FIS guidelines and are set according to the ability of the field.

The emphasis is on advancing multi-event racing skills, competition, and preparedness for upper level racing e.g. Junior Championships, Continental Cup, and World Cup.

Other USSA Racing Opportunities:

Collegiate Ski Competition:

Collegiate ski competition is an important part of the sport in the USA and has made great contributions to the development of participation in alpine skiing. Collegiate athletes have access to the USSA points list and many collegiate events are scored for USSA points.

There is currently only one national collegiate program: the National Collegiate Athletic Association (NCAA); it works in cooperation with USSA through the USSA Collegiate Skiing Working Group.

NCAA offers the traditional competition circuits leading to the NCAA Skiing Championships. NCAA skiing has long been tied to USSA regional/divisional programs.

Collegiate competition remains a viable part of the USSA athlete development pipeline. It provides opportunities for USSA junior competitors to continue their ski racing activities while pursuing important goals in higher education.

The FIS University (FISU) format allows FIS-inscribed collegiate competitors the opportunity to earn FIS points and improve their international ranking.

There are additional collegiate leagues that are independent organizations and conduct ski races under their own authority and organization. These leagues offer programs from varsity teams to club sports teams and provide opportunities for athletes to qualify to their own regional and national championships.

Adaptive Ski Racing – Adaptive Competition:

Adaptive skiing started in pre-World War II Europe and involves individual with mobility impairments – amputees and paraplegics, as well as those with visual impairments.

Adaptive skiing began as a rehabilitation/recreation program that evolved into well-organized national and international competitions. Elite-level competitions exist both nationally and internationally.

Adaptive skiing has a three division, multi-class system for determining medals/awards, based on factored time on course. Classifications are based on physical impairment and type of equipment required by the impairment. Competitors are seeded according to classification and earned seed points.

In order to encourage adaptive athlete participation in able-bodied USSA-sanctioned competition, USSA has adopted a special seeding rule for adaptive competitors. The “Golden Rule” was proposed by Adaptive World Champion, the late Diana Golden, and authorizes a special start order in USSA-sanctioned able-bodied competitions for adaptive athletes with USSA points equal to or better than the level noted in the current Competition Guide. Except for the specific application of the “Golden Rule”, adaptive competitors participating in able-bodied races do so according to the rules, procedures and scoring of those events. (“Golden Rule” seeding cannot be used at FIS events.)

Recreational Adult Racing – Masters:

Masters level racing is recreational racing for adults, 21 and older. The events are organized and scored according to prescribed rules. *Masters competitors aged 18-20 may compete in local events; they may not compete in regional/divisional/national Masters Championships.*

Racecourses follow the USSA and FIS guidelines, as modified by the Masters Group and are set competitively. Races are timed and scored according to divisional rules, and results are recognized. The

Masters events emphasize social camaraderie, improvement of skiing and racing skills, and the challenge of competition.

III. THE RACE EVENTS – Slalom, Giant Slalom, Downhill, Super G, Super Combined and Kombi: (Racing *disciplines* are branches of a sport and may comprise one or several *events*. For example, Cross Country, Nordic, Freestyle and Snowboard are *disciplines of snow sport* and the following are *events* in the *Alpine Skiing discipline*.)

Slalom (SL) is a technical event that requires the execution of many short, quick turns. The course is made up of various gate combinations designed to test a competitor’s skill and strategy. SL is staged in two runs that must be held on the same day with times added together to determine final finish order. *SL for children may be conducted in either one or two runs.*

Giant Slalom (GS), also a technical event, is often characterized as the event that requires the most technical skill since competitors have to race down the mountain through a faster and more open course than slalom. GS is staged in two runs that, when possible, should be held on the same day with times added together to determine final finish order. *GS for children may be conducted in either one or two runs.* Depending on the terrain and the course set, the Jury may designate “**yellow flag zones**” in order to stop on-course competitors who are approaching a “start stop” situation.

Downhill (DH) is a speed event characterized by a course that tends to follow the contours of the hill or trail and thus allows the competitors some freedom to find the fastest “line”. Downhill is generally a one-run event; however, in cases where required vertical drop is not possible or the winner’s time is not equal to minimum time, a two-run downhill (Sprint Downhill), may be staged. Downhill is restricted to Senior, U21, U18, U16 and U14 competitors; however U14 competitors may only compete in Downhill events that adhere to special rules. All Downhill courses have designated “**yellow flag zones**”. These are areas designated by the Jury for stopping on-course competitors who are approaching a “start stop” situation.

Super Giant Slalom (SG), a speed event, is a hybrid of downhill and giant slalom. Super G is always a one-run event and is restricted to Senior, U21, U18, U16, U14 and U12 competitors. However U14 and U12 competitors may only compete in Super G events that adhere to special rules and the USSA rules do not allow Super G for younger age groups. Super G courses also have designated “**yellow flag zones**”; areas designated by the Jury for stopping on-course competitors who are approaching a “start stop” situation.

Super Combined (SC) is a two-run event composed of a speed event – either one run of Downhill or Super G and a technical event – one run of Slalom. The speed portion is usually staged first, but rules are in place which allow for staging the Slalom first. Rules for the individual events, combined with rules for two-run races, are in effect. Super Combined events are currently not being staged for children. Please refer to current rule books for complete information.

Kombi (K) is an internationally recognized event for children’s racing that consists of a mixture of standard turns and gates. The event meets development needs for these younger age groups, creating tactical awareness by blending sections of different gates in a flowing, rhythmical, constantly changing pattern. The SL/GS Kombi format is a technical orientation based on SL and GS; the GS/SG Kombi format is a speed orientation based on GS and SG.

All events require that movement on course be limited. Speed events require that, with the exception of the racer on course, there be NO movement. This is commonly called a “*course freeze*”; the course freeze time is noted on the daily Program by indicating when coaches must be in place.

When vertical drop requirements cannot be met, USSA-scored, non-FIS events allow for “total time” on course to determine the validity of a SL, GS, SG or DH event. This “total time” is established by the winner’s time. For USSA-scored, non-FIS events that meet neither the required vertical drop nor the “total time”, adjustments are made to the calculated race penalty and the event is scored to the USSA Points System. *For FIS events, vertical drop requirements must be met; if the FIS-required vertical drop is not met, the race can only be scored to the FIS entry-level (ENL) category.*

Both USSA and FIS rules require that competitors and forerunners wear appropriate helmets for all ski racing events. Helmet specifications are more fully described in applicable rule books.

IV. THE POINTS and A RACE RESULT

“Points” and “Results” will be referred to many times in this and other specialty-area Study Guides. A brief description of these items as they apply to alpine skiing are:

Seed Points are a numerical indicator based on a competitor’s best two results* in an event and are used for seeding at scored events. These points indicate an individual’s standing among other competitors in an event; 0.00 is the best and 999.99 is assigned to competitors new to the USSA points system. *(The seed points calculation system allows for the calculation of seed points for injured competitors or for those who only have one result in an event; FIS points are calculated from 0.00 to 999.00.)

- USSA Points for nationally-scored events
- FIS Points for internationally-scored events

USSA seed points are tracked and published by USSA; FIS seed points are tracked and published by the FIS Bureau. When an error occurs, the points can only be corrected by the organization responsible for their tracking/publication.

Race Points are a calculated number that compares an individual’s time to the winner’s time in a particular race. The winner’s Race Points are always 0.00.

Penalty Points are a numerical indicator that allows an event at one site to be equalized to the same type of event held at another site.

Race Result is a racer’s score for a given event and is the sum of the racer’s earned **Race Points** added to the calculated **Penalty Points** for the event. When a **Race Result** is equal to a racer’s current **Seed Points**, they are said to be “skiing to their **Seed Points**.” When a **Race Result** is lower than a racer’s current **Seed Points**, they are showing improvement. This improvement, if matched with a second similar result, will be evident upon the publication of the next USSA or FIS Points List. (FIS results for USSA member athletes are included in calculation of updated USSA Points.)

Formulas for calculating Race Points and Penalty Points may be found in the USSA Alpine Competition Guide and/or the current FIS Rules of the FIS Points, as well as in Timing and Calculations Clinic materials. An explanation of the method used for updating Seed Points can also be found in those references.

V. THE RACE ORGANIZATION: (Refer to Abbreviations and Terminology and Personnel at the Race)

Race Organizing Committee (ROC):

With the exception of higher-level events, the sponsoring USSA-member club or association serves as the Organizing Committee. The Organizing Committee consists of those members (physical or legal) who are delegated by the organizer and USSA. It carries the rights, duties and obligations of the organizer.

At upper-level races, the sponsoring club or association may appoint an Organizing Committee to address the many issues associated with the event, e.g. marketing, media liaison, housing, transportation, etc. This type of organization is generally only in place for National Championships, Continental Cup events or World Cup events.

The Chief of Race is Chair of the Organizing Committee. Upon appointment, the Technical Delegate, Referee and Assistant Referee (for speed events), and the Forerunners also become members of the Organizing Committee.

Organizing Committee Members:

Chief of Race

Secretary (not always the Race Administrator/Race Secretary)

Technical Delegate

Referee (upon appointment)

Assistant Referee (upon appointment for speed events only)

Forerunners (upon appointment)

Additional members for upper-level events may include:

Chair of Finance

Chair of Transportation

Chair of Lodging

Chief of Medical and Rescue Services

Chief of Course

Chair of Media Relations

Chief Gate Judge

Chair of Awards

Chief Steward

Chief of Course Equipment

Competition Jury and Jury Advisors:

Technical Delegate is Chairperson of the Jury and has deciding vote in case of ties.

Referee (has vote)

Chief of Race (has vote)

Assistant Referee (speed events only, has vote)

The Jury carries out all duties for which it is responsible according to the ACR for USSA races and the ICR for FIS races. It also makes decisions on all questions not clarified by the rules. The Jury's tenure begins with the first Team Captains' Meeting prior to the start of training and ends with the expiration of the protest period or settlement of all protests and the approval of the Official Results.

For all USSA-sanctioned, non-FIS events, Jury members, Jury Advisors (Start and Finish Referee), Chief of Course, and Course Setters must be *current members of USSA* as a Coach or an Official ("Official" membership is included in "Coach" membership). Competitors are required to have current, appropriate

competitor's USSA membership: Competitor, Master, or Youth. Qualified members of foreign federations recognized by FIS must also be current USSA members in order to take part in any official capacity, including Forerunner, at a USSA-sanctioned non-FIS event.

NOTE: Effective 2013-2014, USA coaches must have a USSA Coach membership in order to participate in any capacity at any USSA event, e.g. on-hill coaching.

USSA Online Membership:

Following the creation of a USSA User Account, USSA membership applications may be completed through a link on the USSA website. The following memberships, however, must still be processed with paper copy which can be submitted either by mail, email or fax:

- USSA Membership for a foreign competitor who is training with USSA clubs or attending US schools/colleges/universities and who wishes to compete in USSA non-FIS events (receipt and processing by USSA must be verified)

In addition:

- Registration must be submitted only by those 18 & older. Parent or legal guardian must submit registration for those under 18.
- Primary medical/accident insurance information must be submitted
- Non-certified Coaches must review and complete "Fast Start Coaching Course"
- USSA's "Assumption of Risk and Release of Liability" must be reviewed and accepted
- USSA's "Concussion Policy" must be reviewed and accepted
- USSA's "Child Protection Safe Sport Guidelines" must be reviewed and accepted
- Upon acceptance of the membership by USSA, individuals whose membership application requires "Fast Start Coaching Course" and/or background screening will be directed to a link that will initiate the required.
- Until all requirements are complete, the applicant will be listed as "PENDING" in the membership category on the USSA website.

In order to secure members personal information, Member Tools – Club Roster, Member Lookup, Member List, and Card Print will require login access; "Chat Support" is available for online registration.

USSA Background Screening:

Over 75% of USSA's membership is under the age of 18. In order to help ensure that these members are in a secure environment, USSA has implemented a strict policy that is in keeping with the standards of many youth sports organizations, schools and recreational programs in the U.S. All USSA employees, member coaches and officials are subject to the background screening process. For each season, in addition to initial screening for new employees and members and approximately 1/3 of current coach/official members will have to undergo background re-screening.

Approximate background screening approval turnaround is increasing. For those residing in the U.S. for 7 years or more it can take as long as 2-3 weeks; turnaround for foreign coaches and officials or for those who have lived abroad can take several months.

Coaches/Officials may file a USSA membership application either online through the USSA membership tool or by submitting a paper copy membership application.

1. Apply for or renew your USSA coach or officials membership online at www.ussa.org. Create a "User Account" and select all requested memberships, e.g. Coach/Official, Competitor – Alpine, Snowboard, Freestyle, Masters, etc.
2. Enter or affirm previously supplied primary medical/accident insurance information

3. Coaches who are non-certified member coaches must review and complete the “Fast Start Coaching Course”
4. Review and accept “Assumption of Risk and Release of Liability”. (Read carefully before accepting.)
5. Review and accept “USSA’s Concussion Policy”
6. Review and accept “USSA’s Child Protection Policy Safe Sport Guidelines”
7. Upon receipt and processing of your application, if either “Fast Start Coaching Course” and/or initial background screening or updating are required, USSA will direct you to a link that will initiate the required process.
8. Site will provide membership fee total.
9. Credit card holder must provide current credit card information.
10. If either background screening and/or “Fast Start Coaching Course” are required, “PENDING” will be noted on the membership dashboard.
11. Until “PENDING” status is cleared and full membership status is in effect, a Coach or Official must not be allowed to participate in any capacity at any USSA-sanctioned event: e.g. appointed to serve as a Jury member, Jury Advisor (Start/Finish Referee), Chief of Course, Course Setter; this includes Coaches being allowed to serve as an on-hill coach.
12. When USSA receives a ‘green light’ on the background screening from NCSI, membership card can be printed from the website.
13. If background screening is not required, membership will be finalized immediately and the USSA website will be updated. A USSA membership card can be printed either from the welcome letter or from the website.

Program is more fully explained on the USSA website or at <http://ussa.org/news/registration-now-open-2013-14-season>.

For a *USSA-sanctioned FIS event*, one that is being scored to both the USSA and FIS Points Lists, Jury members, Jury Advisors (Start and Finish Referee), Chief of Course and Course Setters must have either current USSA Coach or Official membership or must be qualified members of a foreign federation recognized by FIS.

If a foreign FIS Federation lists a foreign-nation coach on their official FIS Entry, the Federation is certifying that the coach has the knowledge and ability to fulfill the duties of a Team Captain: e.g. serve as a Jury member or set a course. With this certification, the above individuals meet the requirement of being a qualified member of a foreign federation recognized by FIS.

Eligible USSA members who are not FIS inscribed and who are serving as Forerunners must sign the “FIS Athlete Declaration”.

NOTE: Individuals serving on a competition Jury as Referee, Assistant Referee or serving as a Course Setter at all USSA-sanctioned events – scored or non-scored – must be certified Referees. Individuals serving as a Jury Advisor (Start or Finish Referee) at USSA-sanctioned *scored* events *must* be a certified Jury Advisor, Referee or Chief of Race; Jury Advisors at USSA-sanctioned *non-scored* events *should* be a certified Jury Advisor, Referee or Chief of Race.

Certification requirements are also in place for Chief of Course, Chief of Race, Chief of Timing & Calculations and other “senior” officials. A “Senior” official is interpreted as any official whose name shows on – or who signs – any official race-related documents. With the exception of the Data Management and Competition Official certification categories, all USSA Alpine Officials are required to attend bi-annual Continuing Education Clinics in order to retain certification.

The following are considered Jury Advisor positions:

Start Referee

Finish Referee

“Jury Advisor” is a USSA distinction used to recognize two officials who, with the exception of high-level events such as World Championships and Olympic Winter Games, are not voting members of the Jury but who have the duty to supervise a necessary portion of the race arena. The Start Referee is authorized to allow provisional starts for delayed competitors in cases of *force majeure* but defers to the Jury in cases of doubt. Both Jury Advisors notify the Jury when situations arise that may require provisional reruns and, report violations of rules that may result in sanctions. (At high-level events such as World Championships and Olympic Winter Games, the Start Referee and the Finish Referee are appointed by FIS, are members of the Jury and do have a vote.)

VI. THE SKI RACING OFFICIALS:

Technical Delegate:

The Technical Delegate, referred to as the TD, is assigned to an event by the region, division or state in accordance with USSA and/or FIS directives. Upon this assignment the TD becomes a member of the Organizing Committee. The role of the TD is to make sure that the rules and directions of the governing body (USSA and/or FIS) are observed, to see that the event runs smoothly, to verify that the requirements of the Homologation report - specifically, but not limited to, on-hill competitor security measures - are met, to advise the organizers within the scope of their duties and to be the official representative of the governing body. This official is highly qualified in the technical aspects and the rules associated with ski racing.

Chief of Race:

The Chief of Race is a voting member of the Jury and is the responsible authority for the management of the entire event. The Chief of Race serves as liaison between the Jury and the other members of the Organizing Committee and the ski area.

Referee: (Refer to #31. Report by the Referee)

The Referee is a voting member of the Jury. Appointment of the Referee is the responsibility of the Technical Delegate and should be made from among the most qualified, appropriately certified (Referee) individuals present. However, inasmuch as this individual is the competitors’ representative on the Jury, the Technical Delegate should, whenever possible, make this appointment from among the Team Captains/Coaches present for the event. Upon appointment, the Referee becomes a member of the Organizing Committee.

After each run, the Referee receives reports regarding athletes’ status and/or rule infractions from the Start and Finish Referees and checks the Gate Judges’ cards for faults that may require sanction, e.g. disqualification. The Referee is responsible for preparing a Report by the Referee in a timely manner after each run that lists the competitors that did not start (DNS), did not finish (DNF), or were disqualified, (DSQ). If an announcer is present and is announcing competitors’ *unofficial* times, disqualification information – bib # and competitor name – may be announced; the announcement of the disqualification information and the protest period expiration time is acceptable in place of the actual posting. *However, the Team Captains must be notified in advance that DSQ’s will be announced instead of being posted.*

Assistant Referee – Speed Events Only:

For all speed events (DH/SG), the Technical Delegate also appoints an Assistant Referee who is a voting member of the Jury with rights and responsibilities equal to those of the Referee. As with the Referee,

the Assistant Referee is a competitors' representative on the Jury, and the Technical Delegate should, in addition to making the appointment from among the most qualified appropriately certified (Referee) individuals present, should, whenever possible, make the appointment from among the coaches present for the event. As with the Referee, upon appointment, the Assistant Referee becomes a member of the Organizing Committee.

(The Technical Delegate may appoint an Assistant Referee for USSA technical events (SL/GS) for training purposes only. In this case, the Assistant Referee participates with the Jury but is not a member of the Organizing Committee, does not have voice or voting rights in Jury decisions and are not named on any of the official race documents.)

The Referee and Assistant Referee (speed events only), prepare and post the Report by the Referee; however in cases of *force majeure*, the Technical Delegate may either assume this responsibility or assign the duty to another official. *Report by the Referee signed by the Technical Delegate or designee is valid.*

Course Setter:

Course setting is a task of the Course Setter. The Course Setter is responsible for adhering to the specifications of the ACR for USSA races and to the specification of the ICR for FIS races. The Course Setter is often accompanied by members of the Jury, Team Captains and, at speed events, the Technical Advisor. Course setting is not only an ability, it is also an art that is best learned through experience; Coaches' Sport Education materials address particulars related to course setting.

Start Referee: (Refer to #23. Start/Finish Referee Recording Form)

The area around the starting gate is the responsibility of the Start Referee. The actual start gate area is restricted to everyone except the starting officials, the starting competitor and one trainer.

The Start Referee must remain at the start from the beginning of the official inspection time until the end of the training/event. The Start Referee must make sure that the Manual Timekeepers (hand timekeepers) are able to perform their duties without distraction and must make sure that the regulations for the start and the organization of the start are observed. In other words, the Start Referee is responsible for assuring that each competitor receives a fair start.

The Start Referee must have the ability to communicate by radio with the Jury at all times. The Jury must be advised regarding replacement bib #'s, insertions in the running order, requests for provisional starts, requests for provisional reruns, etc.; to call a **"START STOP"** when it is necessary to halt the competition; and to notify the Jury when the start officials are ready to restart the competition.

"START STOP" AND ITS PROCEDURES

1. The command **"start stop!"** is called via radio by a Jury member, eyes of the Jury (a coach positioned at a yellow flag zone) or Jury Advisor when it is necessary to control the departure of the next racer – usually because the preceding racer has fallen and the racer or racer's equipment is blocking the course. When this command is issued, the Start Referee must immediately close the start.
2. The command **"start stop, yellow flag stop!"** is called via radio by the Jury member, eyes of the Jury or Jury Advisor who called the **"start stop"** when it is necessary to control the departure of the next racer and also to **"yellow flag" (stop)** a racer who is already on course – again, because the preceding racer has fallen and the racer or racer's equipment is blocking the course. When this command is issued, the Start Referee must immediately close the start.
3. The Start Referee must immediately, and in a concise manner, respond via radio that
 - a) The start is closed, and

- b) Must state the start number of the last competitor to have started as well as
 - c) The start number of the competitor held at the start.
- (Example: “start stop confirmed, number 23 on course, number 24 at the start”. Additional verbiage is discouraged because the Jury channel must be kept clear.)*
4. When “**start stop**” or “**start stop/yellow flag stop**” is called, Ski Patrol assigned to the event and in radio contact with the Jury, is now on alert that a competitor may require medical assistance.
 5. If the Jury/Eyes of the Jury/Jury Advisor call for medical assistance,
 - a) Ski Patrol assigned to the event first verifies that the course is clear, *e.g.: no racer is on course!*
 - b) Once Ski Patrol assigned to the event has verified that it has a clear course, it responds to the call for medical assistance.
 - c) SKI PATROL ASSIGNED TO THE EVENT - NOT COACHES / TRAINERS / OFFICIALS / PARENTS / OTHER COMPETITORS - ARE THE FIRST RESPONDERS!
 6. The individual (Jury member, eyes of the Jury or Jury Advisor) who called the “**start stop**” or “**start stop, yellow flag stop**” is responsible for releasing the course hold.
 7. The course is reopened at the direction of the Jury: either from top to bottom, bottom to top or from the position where the incident requiring the “start stop” occurred.
 8. The Technical Delegate is responsible for confirming that all Jury members, Jury Advisors, and Eyes of the Jury have reviewed and are aware of “start stop” and “start stop/yellow flag stop” procedures.

The Start Referee verifies that the Assistant Starter has control of competitors called to the start and that the Starter maintains the appropriate start intervals.

The Start Referee is responsible for making sure that reserve bibs (spare bibs with unassigned numbers) are available at the start. Reserve bibs are furnished to competitors who do not have their assigned bibs; the Start Referee must notify timing personnel and Jury if a competitor is starting wearing a number different than the one assigned on the Start List.

SG and DH competitions as well as DH training have regular or fixed interval starts with a minimum interval of 40 seconds between consecutive competitor starts. GS competitions also have regular interval starts; the minimum interval between consecutive competitor starts is 30 seconds for GS. Slalom has an irregular or non-fixed interval. The Chief of Timing and Calculations or his assistant, in agreement with the Jury, tells the starter when each Slalom competitor should start.

The Start Referee must know what constitutes grounds for a rerun and must notify the Jury when a coach or a competitor requests a rerun. The Start Referee must also notify the Jury when a competitor requests a delayed start. Unless immediately ratified by the Jury, these types of runs – rerun and/or delayed start – are “provisional”.

A provisional rerun or provisional start is valid only if the Jury confirms its validity. The Jury must ensure that provisional starts or reruns take place before the start of the last *actually starting* competitor as noted on the published Start List.

Some points to remember about provisional reruns and provisional starts are:

- If, before the incident that allowed for a provisional rerun, a competitor had committed a fault that would result in disqualification, the *rerun is not valid and the disqualification stands*.
- In addition, a provisional rerun that is definitively approved by the Jury remains valid even if it proves slower than the obstructed run.
- Any competitor who is granted a “provisional” start or run must be reminded of its provisional nature. Granting a “run”/”start” and not clarifying its “provisional” nature will not allow the Jury to address the validity of the competitor’s request. *Only the Jury can confirm a provisional run.*

- Unless the Jury can meet with the competitor immediately and decide the validity of a request for a provisional rerun or a provisional start, the competitor should be allowed to start when ready and after the Jury and timing have been advised of the insertion. Not being allowed to start when ready could constitute a sanction, and sanctions cannot be assessed until the competitor is afforded “due process”.

The Start Referee also records the names and bib numbers of competitors who:

- were allowed to start in spite of late appearance;
- were allowed by the Jury to start provisionally;
- made false – early or late – starts;
- violated equipment rules; or
- committed other start infringements.

The Start Referee records the names and bib numbers of competitors who did not start and reports this information to the *Referee*. The Start Referee also records and reports all infringements against start procedure rules to the Jury. The Jury then considers all the facts and decides whether sanction is required. *The Start Referee’s Recording Form has to provide a record of actual occurrences and must not be pre-numbered.*

Since different levels of competition have different rules regarding equipment, knowledge and understanding of the USSA and/or FIS equipment rules pertaining to the particular level of competition are mandatory. Specific instructions of the Jury regarding equipment control must be followed.

Starter and the Start Commands:

Slalom has a simple direct start command; “Ready” followed a few seconds later by “Go”. Once the command is given, the competitor has within *about* 10 seconds to advance through the wand and proceed on course. Failure to start within *about* the 10 seconds will result in disqualification.

In Giant Slalom, Downhill and Super G, the Starter begins the start sequence with a warning, “Ten seconds!” After a 5-second pause, the Starter counts down to “Go”. If the competitor does not leave the start, the Starter continues the count, up to +5 seconds. The competitor must start within this ten-second window. *Failure to start within the 10-second start-command window will result in disqualification.*

A competitor who is late appearing at the start or is not ready to start when called will be sanctioned. As an advisor to the Jury, the Start Referee may excuse such a delay if, in his opinion, the delay was due to *force majeure*; however, illness or equipment malfunction does not constitute *force majeure*. In cases of doubt, or when the Jury cannot meet with the competitor and arrive at a final decision, the Jury may allow the start provisionally. The Start Referee informs the Jury when (after what start number) the delayed competitor will be starting. *The last possible place for an insertion is before the last actually starting competitor as noted on the published Start List.*

Assistant Starter:

The Assistant Starter helps line the competitors up in preparation for the start and must be aware of “what competitor is in the start”, “what competitor is ready”, “what competitor is looking for his/her equipment” in preparation for being “next”, and what competitors have failed to appear. Competitors must be familiar with the rules governing the start and must report for their start on time or be subject to sanction.

The competitor must obey the directions of the Assistant Starter; however the Assistant Starter should take care and not line up too many competitors in advance. **SUGGESTION:** *Assistant Starter should call*

both bib number and competitor name when lining up the competitors in order to eliminate the possibility of “switched” bibs.

Finish Referee and Finish Controller: (Refer to #23. Start/Finish Referee Recording Form)

The finish area is the responsibility of the Finish Referee. The finish arena must be wide with a gently sloped and smooth run out, and it should be fenced to prohibit unauthorized entry. Finish installations and closures should be secured with suitable protective measures so that the competitors are adequately protected.

There are specifications for the finish line, but the most important is that the finish line must be clearly marked horizontally with a coloring substance that is easily visible to the approaching competitor. The Finish Referee must remain at the finish from the beginning of the official inspection time until the end of the training/event. The Finish Referee receives course reports from Forerunners and delivers the reports to the Jury.

At higher-level races, a Finish Controller is responsible for supervising the section between the last gate and the finish, supervising proper crossing of the finish line and recording the actual finish order of the competitors. This leaves the Finish Referee free to supervise the finish area. If no Finish Controller is appointed, the Finish Referee becomes responsible for the Finish Controller’s responsibilities.

The Finish Referee supervises the Finish Controller, the timing and the crowd control in the finish, makes sure that Manual/Hand Timekeepers are able to perform their duties without distraction and makes sure that each competitor has an opportunity to finish in a fair manner.

Finish Referee must have the ability to communicate by radio with the Jury at all times for notification of competitor information (request for provisional rerun, etc.); to call a “START STOP” when it is necessary to halt the competition; and to notify the Jury when the finish officials are ready to restart the competition.

As the Jury’s advisor in the Finish, the Finish Referee must know what constitutes grounds for a rerun and forwards rerun requests made by a coach or a competitor to the Jury for appropriate action.

The Finish Referee reports to the Referee the names of the competitors who did not finish and informs the Jury of all infringements against the rules. Inasmuch as the Finish Referee is the official who witnesses the validity of a finish, this official must know and understand the rules pertaining to the level of competition. *The Finish Referee’s Recording Form has to provide a record of actual occurrences and must not be pre-numbered.*

The Jury considers all the facts regarding infringements against the rules and decides whether sanction is required.

Chief of Course:

The Chief of Course is responsible for the preparation of the courses in accordance with the directions and decisions of the Jury.

The Chief of Course supervises the work of the Course Maintenance Workers/Crew. These workers set protective fencing, Willy bags and spectator fencing. They carry equipment required for gate repair and snow removal and also assist with chemical preparation of the racecourses, if required, and in accordance with the instructions of the Jury.

Inasmuch as the Chief of Course must be familiar with local snow conditions on the terrain concerned, this official is usually either a ski area employee or a member of the local club.

Due to the rapidly changing nature of the sport, the sport's snow preparation requirements as well as the requirements involved in the choice and placement of on-hill security measures, the duties of Chief of Course are best learned through mentorship and on-hill training with an experienced Chief of Course. Chief of Course education materials – including an examination, are available at USSA-approved Alpine Officials' Clinics.

Connection Coach(es):

The Jury may request that one or two Team Captains be designated to serve as Connection Coaches. These individuals serve as “eyes of the Jury” – usually at yellow flag positions and are the liaison between the Jury and all the Team Captains.

Race Secretary/Race Administrator/Secretariat:

The Race Secretary, also known as the Race Administrator or the Secretariat, is responsible for providing all forms required by for start, finish, timing, calculations and Gate Judges; all secretarial work for the technical aspects of the competition including registration of the competitors and minutes of meetings; preparing for the draw and publishing accurate Start Lists; receiving protests and publishing accurate Official Results.

Data management is an integral part of a Race Administrator's duties. A separate clinic/certification is available for Data Management; however combining the two certifications is under review by the Alpine Officials' Working Group. *Because of the wide range of responsibilities, the Race Administrator is a key person for a well-run event.*

Registration: (Refer to USSA Alpine Entry Card, #9. Team Entry Form and #10. FIS Entry Form)

Each competitor in a USSA-sanctioned event must submit an entry card and the appropriate entry fees to the Race Secretary before the entry deadline specified by the race organizer.

Many race organizers prefer that clubs use the “Team Entry Form” and submit their entries as a group which simplifies the entry procedure as the organizer then has a main contact person for several competitors. Race announcement sheets should specify what type of entry form is required. The “USSA Alpine Entry Card” and “Team Entry Form” are only used for USSA-sanctioned non-FIS events.

FIS events require the use of the “FIS Entry Form”. Age-eligible foreign competitors who wish to compete in a USSA-sanctioned FIS event must be properly inscribed with FIS and must be entered by their national federations. With the exception of upper-level FIS events, e.g. FIS Nor-Am Cup (Continental Cup) and FIS World Cup, local USSA-member clubs have the authority to enter FIS-inscribed, USA competitors in FIS events. FIS-inscribed, USA competitors who are “independent” – not members of a USSA-member club, may submit their own entries but only for lower-level FIS events. All competitors must be represented at all Team Captains' meetings.

It is important to remember that only accredited national governing bodies such as USSA can enter teams in upper-level FIS competitions, e.g., Continental Cup, World Cup, World Championship and Olympic Winter Games. USA competitors' entries in lower-level FIS events can be made by USSA-member clubs and schools/colleges/universities as agents of USSA.

FIS-inscribed foreign athletes who wish to compete in USSA-sanctioned FIS events must be entered by their respective National Ski Associations or an authorization (travel) letter from the respective

Federation allowing the club or school/college/university to enter the competitor in FIS events must be on file with USSA.

Entries for foreign competitors traveling and/or training in North America who are not members of a USSA club or attending school/college/university and for whom no authorization (travel) letter is on file, must be approved by USSA Competition Services staff. *Canadian entries may only be submitted by the Canadian Federation.*

Online Race Registration:

USSA has initiated an online race registration system and many organizers are already using independent online registration systems for their events. Online registration is an acceptable entry format; however, if online race registration is used for a FIS event, the "FIS Entry Form" must still be submitted. In addition, all data must still be verified against the appropriate source: USSA for USA non-FIS events and FIS for USA-sanctioned FIS events.

Materials and Procedure for the Draw:

Display Boards: Draw Board/Seed Board - Depending of the numbering of the Seed Board, an additional board - a Draw Board - may be required. The Draw Board holds the seed strips for the 15 competitors with the lowest Seed Points (or as many as needed if a tie occurs at the 15th position). As competitors' seed numbers are drawn, their seed strips are removed from the Draw Board and placed in the drawn Start position on the Seed Board.

"Seed Strips/Seed Cards" - LAST NAME, First Initial or First Name, (especially if two competitors have same last name/same first initial, e.g. SMITH, Tom and SMITH, Tim), nation or club, and Seed Points (if applicable). Current race result software prints computer-generated "Seed Cards/Seed Strips". According to USSA and FIS rules, the draw must be conducted (or confirmed) at a Team Captains' Meeting. An actual meeting, attended in person by Team Captains, Jury, and race officials is an inseparable and mandatory part of the competition and is important for communication of Jury instructions, support of the ROC, as well as conveying ROC requests and information. It is also a critical element for risk management and liability-related matters.

With the approval of the Jury and at a time and place announced to all Team Captains, and where a computer-generated Draw has been approved or is not required (e.g. YSL where TRS by class and gender is used to determine the start order), an informational meeting is still required but may be held either early on the morning prior to a race or immediately after the completion of a race for the next day's event.

For all Team Captains' Meetings for all USSA-sanctioned events - both scored and non-scored, and regardless of where and when they occur, an Attendance List must be available and signed by everyone attending the meeting and Meeting Minutes must be generated and must be included in the submitted race result packet. *It is recommended that ROC's maintain Team Captains' Meetings as alcohol-free events.*

The Jury can allow a draw generated by a computer for USSA non-FIS events; for FIS events, attending Team Captains must agree to a computer-generated Draw before the Jury can allow one. Whether or not Jury and Team Captains allow a computer-generated draw, materials required for a "Double Draw" should be available:

Two Sets of Numbers - tags, ping-pong balls, etc., numbered 1 through 16+, in case of a tie for 15th position. The first set is for selecting the competitor by drawing their numbered place on the Draw Board. The second set is for selecting the competitor's start position.

Example:

#5 is drawn from 1st set:

Competitor in 5th spot on Draw Board - Olson, M.

M. Olson's seed strip is removed from 5th spot on Draw Board and placed in 1st spot on Seed Board.

#1 is drawn from 2nd set:

Starts First

YSL, Age Class, Masters, etc., Start Lists are prepared according to specific rules relating to class/gender.

Downhill, Super G and Giant Slalom also allow for a Start Order in Extraordinary Circumstances – usually anticipated bad weather. This “Snow Seed” is selected by drawing 6 competitors from among the last 20% of the field. These competitors start prior to Start #1 and in the reverse order of their start numbers.

Organizers who wish to utilize electronic Draw/Seed Boards must be aware that the boards must have the capability to simultaneously and legibly display the entire competition field. Simultaneous display of all Competitors will allow all Team Captains and officials to verify the overall accuracy as well as additions and deletions to the starting order in “real time”. (USSA National/FIS Software – Split Second is developing a “Program” for electronic Draw/Seed Boards.)

Second Run Start List:

Once the first run is completed and the protest period has expired, the Race Secretary makes the Second Run Start List available. For USSA and FIS scored events, second run start orders are determined by a competitor’s first-run time. A pre-determined number of competitors are reversed; this is the “bibbo”. A standard “bibbo” is comprised of the 30 fastest first-run competitors. The Jury, however, may decide to only “bibbo” 15 competitors but this decision must be announced no less than 1 hour prior to the start of the first run.

Special rules apply for the preparation of Second Run Start Lists for the following:

- for USSA non-scored events, e.g.: age class, YSL
- application of the “Golden Rule” for adaptive competitors (not valid for FIS)
- some collegiate or team events,
- when a “bibbo” includes a tie at the pre-determined reversal position

It is the responsibility of the Jury, Chief of Timing & Calculations, Race Administrator and Data Management to fully understand and apply the rules regarding preparation of a Second Run Start List.

The use of computers and race scoring software requires that the Race Administrator or the person managing data entry establish a database for each event in order to generate official documents. Both USSA and FIS require submittal of race result packets. Packets submitted to USSA may either be mailed paper copy packets or electronically submitted in scanned/PDF booklet format; FIS packets must be electronically submitted in scanned/PDF booklet format.

Official Results; results transmitted in the correct format - XML - are promptly posted on the USSA website. When USSA non-scored events are transmitted in the correct format - XML with separate transmittal numbers for each group - they are also automatically posted on the USSA website.

Chief of Timing and Calculations:

The Chief of Timing and Calculations is responsible for the coordination of officials at the start and finish, the synchronization of the timing and the accuracy of the results. This official is responsible for supervising, documenting and enforcing the quality control of actual timing and results. With the exception of lower-level non-scored events, (e.g. YSL), where staffing issues may require it, it is highly

recommended that the Chief of Timing and Calculations is not also the individual operating the electronic timing equipment or the timing/race result software.

The following officials are under the direction of the Chief of Timing and Calculations:

- Starter
- Assistant Starter
- Start Recorder
- Chief Timekeeper (Electronic Timing Equipment Operator)
- Assistant Timekeepers (Manual/Hand Timekeepers)
- Finish Controller (only appointed at upper-level events)
- Chief of Calculations (when one is appointed) and assistants

Announcer, the Scoreboard and the Official Notice Board:

After stopping, competitors should be able to hear their unofficial elapsed time announced. Depending on the level of the event and available equipment and personnel, there is usually an announcer that can be heard from the finish area. Disqualification information – bib # and competitor name – may also be announced; the announcement of the disqualification information and the protest period expiration time is accepted in place of the actual posting of the Report by the Referee. However, the Team Captains must be notified in advance that DSQ's will be announced instead of being posted.

The scoreboard and/or Official Notice Board are usually located at or near the finish. The competitor can proceed directly to the scoreboard and examine the posted unofficial results. At upper-level events, a scoreboard may also be available at or near the start.

By rule, organizers shall provide appropriate facilities for continuous presentation of all registered times of all competitors. The rules, however, no longer specify which system – acoustic or visual – is preferred.

VII. TIMING – DOCUMENTS, CALCULATIONS AND EQUIPMENT:

Timekeeping & Recording Forms: (Refer to #22. Start/Finish Timekeeper Recording Form, #24. Electronic Time Recording Form)

In order to provide manual backup in case of failure of the electronic timing system(s), both USSA and FIS require that time-of-day manual/hand times that are *completely separate* and *independent* of the electronic timing be recorded for the individual competitors both when they leave the start and when they arrive at the finish.

Time-of-day timing is the time a competitor leaves the start and arrives at the finish taken on continuously running, synchronized stopwatches or hand-held battery operated timekeeping equipment (manual timekeeping devices).

For start manual/hand timing, when a competitor's lower leg crosses the start line, the Start Manual/Hand Timekeeper pushes the appropriate button on a time-of-day manual timekeeping device, to freeze/record the running display. That time along with the competitor's bib number is recorded on a recording form.

When any part of the competitor crosses the finish line, the Finish Manual/Hand Timekeeper pushes the button on another time-of-day manual timekeeping device that is synchronized to the manual timekeeping device at the start. The time that shows on the frozen display is recorded on the recording form along with the competitor's bib number.

The people operating manual/hand timing at the start and finish are known as *Assistant Timekeepers (Manual/Hand Timekeepers)*, and the people recording the result on paper are known as *Manual/Hand Time Recorders*. *The Start/Finish Timekeeping Recording Form has to provide a record of actual occurrences and must not be pre-numbered.*

A perfect situation would be two Manual/Hand Timekeepers with a Manual/Hand Time Recorder at the start and an identical team at the finish. Personnel are not always available for this “perfect” situation so it is suggested that the Primary Manual/Hand Timekeepers at the start and at the finish each operate *ONLY ONE* manual timekeeping device. The Secondary Start and Secondary Finish Manual/Hand Timekeepers can then operate another manual timekeeping device and also fulfill the duties of a Manual/Hand Time Recorder. This will encourage accuracy and teamwork and will result in a better educational atmosphere.

When two competitors are approaching the finish in close proximity and there may not be enough time for both Manual/Hand Timekeepers to time the first competitor, read off and record the elapsed times and reset for the second competitor, it is suggested that the Primary Finish Manual/Hand Timekeeper records a time for the first competitor to cross the line and the Secondary Finish Manual/Hand Timekeeper records a time for the second competitor to cross the line. An indication must then be made as to whether the recorded times are a “P” (primary) time or an “S” (secondary) time.*

Hand-held battery operated timers are available that have the ability to store data in memory and either print it immediately or retrieve and print it later. Because of the possibility of equipment failure, however, it is strongly recommended that a Manual/Hand Time Recorder be available to record start and finish manual/hand times.

Important points for Manual/Hand Timekeepers to remember include:

- How to hold and how to use the stopwatch or hand-held battery operated timer
- What is a “legal” start and a “legal” finish
- *Record* the time you see or *repeat* the time you hear
- The importance of consistency

Start Wand:

The start wand is a small diameter fiberglass rod, similar to a fishing pole, which is mounted horizontally above the starting line and at an elevation that places it at or below a competitor’s knees. It is mounted on a hinge so that as the competitor propels forward across the starting line, the movement of the competitor’s leg forces it to swing forward and to the side.

Micro switches are mounted on the start wand hinge and wired directly to the electronic timing system in such a manner that as the wand advances, the micro switch is tripped (opened), and the electronic timing system records the time of day when the micro switch opened and prints the time of day on a paper tape.

If a start wand must be replaced during a competition, the replacement must be identical to the original and must be installed in the same position and with the same rotation as the original.

The circuitry between start wand and timekeeper’s booth contains two-way voice communication wires.

A headset may be plugged into a jack at the start so that the Starter can be in constant voice communication with the timing room.

Finish Line & Finish Beam:

The finish line has a specified width that is different for speed and technical events. The snow along the finish line must be horizontally marked with color so that the line is clearly visible to an approaching competitor. The line should be marked prior to competitors' course inspection, and since the competitors are allowed to inspect the entire venue – including the finish arena, re-marking will be required prior to the start of the race. Environmental concerns may limit the type of coloring substance being used; diluted food coloring, drink mixes or gelatin-type products are usually acceptable.

On either side of the finish line a photoelectric-eye system is installed so that the beam is projected parallel to the line and at an elevation above it approximately the same height as the start wand.

The finish beam is wired to the timer's clock so that when the beam is broken by the passage of a competitor across the finish line, the circuit causes the time of day to be recorded and printed on a paper tape. The start time is then subtracted from the finish time to yield the elapsed time that is recorded and printed on a paper tape along with either the competitor's start number or bib number; this is the competitor's *official time*.

Photo-finish technology is being used but only at upper level FIS events, e.g. World Cup, Olympic Winter Games and FIS World Championships.

NOTE: If a competitor misses a gate prior to crossing the finish line, DSQ is mandatory. There is no provision that allows a competitor to cross back over the line to complete passage of a missed gate.

Subtracting “start manual/hand times” from “finish manual/hand times”:

When addressing the subtraction, follow this procedure: Start across the top line to the right checking to see if any 'borrowing' needs to be done. Then, perform the subtraction procedure back across to the left in the normal manner. When a procedure is adopted and followed consistently, fewer errors occur.

When you borrow time, remember 1 minute = 60 seconds; cross a colon from left to right and borrow 60; cross a decimal from left to right and borrow 10.

Start here:
> > > > > >
3:61
15:04:~~04~~.891
- 15:02:59.871
1:02.020
< < < < < <

TRUNCATE TO 0.01, TIME = 1:02.02

Start here:
> > > > > >
3:61
15:04:~~04~~.891
- 15:02:59.872
1:02.019
< < < < < <

TRUNCATE TO 0.01, TIME = 1:02.01

REMEMBER ONLY NUMBERS ARE ROUNDED: TIMES ARE NEVER ROUNDED!

Replacement (Electronic Equivalent – EET) Times:

If the level of the event only requires one electronic timing system and it fails, a competitor's Replacement (Equivalent Electronic – EET) time can be calculated from the manual/hand times.

A Replacement Time is calculated by subtracting the starting manual/hand times from the finish manual/hand times of the five competitors before the missing time and the five competitors after the missing time (or the 10 nearest).

The above times are then compared to the electronic times received by those ten competitors and the difference between them is calculated.

The total difference between the sum of the manual/hand times and the sum of the electronic times is divided by ten. The result serves as a *correction factor* or *average margin of error*.

The correction factor is then applied to the calculated manual/hand time for the competitor that was missing an electronic time, and the result is a *Replacement Time*. (Use of a photo-finish time requires a different calculation procedure.)

If the level of the event requires both a primary and a secondary (A & B), electronic timing system and both of them fail, the same procedure is used to calculate a competitor's *Replacement time*.

If only the primary electronic timing system fails, a secondary electronic time must be calculated. The process is similar but unlike events that require only one timing system with a comparison between manual/hand times and electronic times in order to calculate a *Replacement Time*, the comparison is between primary electronic and secondary electronic times.

A *Replacement Time* that is required by the failure of electronic timing system(s) constitutes an official time for a competitor.

Chief Gate Judge: (Refer to #62. & #63. Fault Only and #64. & #65. Fault/No Fault Gate Judge Cards and Instructions)

The Chief Gate Judge verifies that all Gate Judges are properly equipped with required materials, organizes and supervises the work of the Gate Judges, designates the gates each Gate Judge will supervise, places them in position and is also responsible for numbering the gates.

After the run/race, Gate Judges must remain in their position until their cards are collected by the Chief Gate Judge or his representative. Each Gate Judge who has reported a fault or who has been witness to an incident leading to a fault or a request for a provisional rerun must remain available to the Jury until after a final decision has been reached - settlement of any filed Protest or validation of the provisional rerun. If a Protest against disqualification is filed, the Gate Judge's testimony is required to provide the Jury with pertinent details concerning the fault(s) or the request for a provisional rerun. The Jury will work as efficiently as possible in settling Protests, but Gate Judges may be delayed in leaving the race site while further inquiries are being made. The Technical Delegate will advise the Chief Gate Judge when the Gate Judges may be released.

Gate Judge:

A Gate Judge is responsible for the supervision of one or more gates. This supervision includes determining and recording whether or not a competitor's passage through the gates – both skis and both tips – was correct or incorrect according to current rules, verifying that the competitors do not accept outside help, documenting interference for review by the Jury, maintaining and repairing his assigned section of the course, straightening gates, replacing broken gates and replacing torn and missing gate panels. A competitor who does not have correct passage through a gate or who has accepted outside help has committed a “fault”.

In the case of an error or a fall, the competitor is permitted to ask the Gate Judge if a fault was committed. The Gate Judge, if asked, must inform the competitor if he has committed a fault that would lead to disqualification. The competitor is fully responsible for his action and, in this respect, cannot

hold the Gate Judge responsible. The accepted procedure in USSA is that a Gate Judge instructs a competitor with one of only two responses: “Go!” or “Back!”

There are two types of Gate Judge Cards. The “Fault Only” Gate Judge Card is used to draw diagrams of indicated “faults” and record bib numbers only for those competitors who have committed a “fault”. The “Fault Only” Gate Judge Card is recommended for use at speed events – DH and SG.

The “Fault/No Fault” Gate Judge Card is used to draw diagrams of indicated “faults”, record the gate passage for every competitor and indicate whether the gate passage was correct (with a checkmark) or incorrect (with an F). The “Fault/No Fault” Gate Judge Card is recommended for technical events – GS and SL – where, especially in second runs, bib numbers are not sequential.

Samples of both cards are available in the “Master Packet of Forms” available at [http://www.ussa.org](http://www.ussa.org;); instructions for correct passage for missed single-pole Slalom are included

Technical Advisor:

At higher-level races, a Technical Advisor is often appointed to support the Jury. This official accompanies and advises the Jury but has no vote in Jury decisions.

Medical Services / Ski Patrol:

Medical Services must be in place for all events. The area Ski Patrol is assigned to the event and provides first aid and evacuation services during the course of the race. No training or race shall be conducted unless the equipment needed to provide first aid and evacuation is adequate, course access for such services is appropriate, the response time is appropriate and the required personnel are available and on duty. *Supervising the organization of medical care is one of the Technical Delegate’s pre-race duties.*

Credit for Advancement – Refer to Alpine Officials’ Certification Guidelines in “Miscellaneous Study Guide Forms”.

As with the Assistant Referee, individuals may, after attending a specialty area Clinic, serve in a training capacity in the specialty area with the understanding that they are not members of the Organizing Committee, have neither voice nor vote in any Jury meetings and their names will not appear on any of the official race documentation. An individual who is officiating at an event or is serving in a training capacity is responsible for documenting all work days and submitting this information to the respective state/division/region Alpine Officials’ Chairperson. Some states/divisions/regions supply Alpine Official work record that should be completed, signed and submitted to the appropriate Alpine Officials’ Chairperson. **(Refer to #72. Alpine Official’s Personal Activity Record)**

Advancement in certification level requires written recommendation(s) from a supervising Alpine Official. The recommendation(s) are also submitted to the appropriate Alpine Officials’ Chairperson. **(Refer to #73. Alpine Official’s Recommendation Form)**

VIII. RACE DAY (RACING IS FOR THE COMPETITOR):

Start Lists, daily schedules (programs), and local rules are available at Registration. If the Jury authorizes a request for late entries, the Start List will change, and the officials at the start, timing personnel and the Jury must have an updated Start List. The update should also be posted at the Scoreboard or Official Notice Board. If distribution of bibs and collection of bib deposits were not done at the Team Captains’ Meeting, this will also be taken care of at registration and competitors may be required to leave a bib deposit prior to collecting their racing bib. If the bib is not returned, the deposit is forfeited.

Unless, competitors are season pass holders, they also pick up their lift tickets at registration. Depending on the ski area, lift tickets are required, and the competitor is expected to be wearing the lift ticket whenever boarding a lift.

Racers, officials and volunteers usually all check-in at Registration. Any race worker who is not a current USSA Competitor, Coach, or Official member, who is not the landowner, ski area operator or ski area employee acting within the scope of their employment will be required to sign a “Volunteer Race Worker Registration”. This document requires that the individual be over the age of 18 years. **(Refer to #16. Volunteer Race Worker Registration)**

Course Inspection:

Competitors must follow the instructions of the Jury regarding acceptable methods of course inspection. Skiing or shadowing any portion of the racecourse in racing fashion during inspection, unless otherwise instructed by the Jury, will result in sanction. Skiing or shadowing any portion of the racecourse in racing fashion while on an adjacent run will also result in sanction.

Training/warm-up courses are usually available, are restricted to selected trails and the competitors should make use of them. The ROC may require supervision of these areas, generally by the Team Captains. Whether a competitor chooses to freeski to warm up or uses the practice course, they must remain conscious of the time. It is each competitor’s obligation to report to the start on time.

Equipment is the responsibility of the individual competitor and, if applicable, their parents/legal guardians, but the coach may want to examine it prior to the start. The coach may also have advice for the competitor just prior to the start.

Competition, On-Hill Competitor Security/Protection and the Finish Area:

After the course set and on-hill competitor security/protection are inspected and approved by the Team Captains and the Jury, and at the request of the Jury, the position of the turning gates may be dyed. If a gate is missing, the competitor must make a concerted effort to pass in a legal manner or else stop immediately and ask for a rerun. If a competitor’s “concerted effort” does not result in legal passage through the gate – both feet and both ski tips – the competitor will be listed as having committed a gate fault which will result in disqualification.

In the event of interference, the competitor *must ski out of the course immediately* and report to the nearest Gate Judge, a member of the Jury or a Jury Advisor (Start or Finish Referee). Failure to immediately ski out of the course and request a rerun based on the interference may eliminate the possibility of a provisional rerun.

If a competitor in a USSA event loses a ski more than two gates above the finish in SL, GS or SG, or more than one gate above the finish in DH, the competitor may not continue on the course and must immediately remove themselves and his/her equipment off the course to make way for the next competitor. Failure to do so is clear disqualification. *Racing speed may not allow a competitor to securely stop prior to crossing the finish line. These competitors are assigned a time and are then disqualified. If the Jury feels speed was the reason the competitor did not stop prior to crossing the line, no further sanctions should be applied.*

If a competitor loses a ski below the second gate above the finish line in SL, GS or SG or below the last gate above the finish line in DH, then the competitor may finish on one ski. *(This “fall in the finish” rule is a USSA rule only and may be waived by the competition Jury at events that are not scored, e.g.: YSL.)* Once a competitor crosses the line, the competitor must stop within the finish area. The competitor should then proceed out of the finish area in a controlled manner, to make room for the next competitor.

Even if a coach feels that all of his/her competitors had clear passage through all the gates, the coach is still responsible for verifying the information posted on the Report by the Referee after each run. Protests against disqualification must be submitted within a fifteen-minute period after the posting or announcing of disqualification. Any Protest submitted after the expiration of this protest period will be disallowed; failure to verify disqualifications is not a valid reason for filing an appeal of the Official Results.

All procedures from the first run are observed for the second run including the preparation of a Report by the Referee showing second-run DNS, DNF and DSQ information.

Access to Officials & Relationship with the Jury and the Jury Advisors:

Since the Start and Finish Referee must be present at their respective posts throughout competitors' course inspection, training and the race and are in radio contact with the Jury, they are the most accessible officials in case a coach or competitor requires the assistance of the Jury.

In order to consider the validity of a request made for a provisional start or provisional rerun, a competitor will be required to testify before the Jury. A protest of a sanction also requires the competitor's testimony, so the competitor must remain available until the Jury meets and reviews its decision. It is essential that the competitor's coach also be available because the competitor must be represented at the Jury meetings by a coach. Due to time constraints, the Jury meeting may not occur until after the race, and in the case of a protested 1st Run DSQ, the DSQ competitor will be allowed to start the 2nd Run on a provisional basis.

Jury sanctions may include oral reprimand, disqualification, suspension, impaired starting position, and/or loss of accreditation. FIS events allow for imposition of monetary sanctions; USSA events do *NOT*. A competitor shall only be disqualified if his mistake would result in an advantage with regard to the end result, unless the Rules state otherwise. (e.g.: Gate Fault, Early-Late Start, etc.)

IX. WEB RESOURCES

The USSA website <http://www.ussa.org> is designed for ease of use by competitors, parents, officials and other interested individuals who are looking for competition information. Athlete rankings, competitor membership data, Alpine Officials' data, USSA and FIS official race documents, rule changes, schedules and news bulletins are among the many items offered. Competitors' and Alpine Officials' data can be sorted by many parameters including last name, region, year of birth, official certification level, etc.

Due to privacy concerns, some member information requires login access.

The USSA website is not confined to Alpine issues; links are available to all disciplines. The USSA website also offers a link to the FIS website <http://www.fis-ski.com>. Steve Schowengerdt, USSA Intermountain Division has developed "Alpine 101" which can be accessed from either the USSA or Reliable Racing websites. "Alpine 101" is highly recommended for all parents and officials!

FIS also offers an additional website <ftp://ftp.fisski.ch> which contains software and data required for FIS events. *Computer firewalls, ad blockers or spam blockers may have to be reset or disabled in order to download from this site and/or to use the software.*

UNITED STATES SKI AND SNOWBOARD ASSOCIATION

ABBREVIATIONS and TERMINOLOGY 2013-2014

The following abbreviations and definitions are not quoted from the USSA Alpine Rules and Regulations or the FIS/ICR.

| | | | |
|------------|--|-------------|---------------------------------------|
| ACR | - USSA Alpine Competition Rules | OC | - Organizing Committee a/k/a ROC |
| CC | - Chief of Course | RA | - Race Administrator |
| CR | - Chief of Race | RF | - Referee |
| DH | - Downhill event | SC | - Super Combined event (speed + tech) |
| DNF | - Did Not Finish | SL | - Slalom event |
| DNS | - Did Not Start | SG | - Super G event |
| DQ | - Disqualify; may also see DSQ | TC | - Timing & Calculations |
| EET | - Equivalent Electronic/Replacement Time | TD | - Technical Delegate |
| FIS | - <i>Federation International de Ski</i> | USSA | - U.S. Ski & Snowboard Association |
| GS | - Giant Slalom event | USST | - U.S. Ski Team |
| HT | - Hand Time (Manual Time) | WC | - World Cup |
| ICR | - International Ski Competition Rules | | |

Assistant Starter - calls competitors to the start in their start order.

Assistant Timekeepers - operate the manual timekeeping at the Start and Finish.

BIBBO - a method of determining second run start order. (In some regions there are exceptions.)

Chief of Course - coordinates course preparation/maintenance.

Chief of Race - person in charge of coordinating the race on the hill.

Comp Guide - USSA Alpine Competition Guide - issued every fall; contains almost everything you need to know about ski racing in the USA.

Course Freeze - in Downhill and Super G races there is no movement from a specified time prior to the start of the race until the race is concluded; therefore, movement is frozen. This is for the protection of the competitor on course.

Course Setter - sets a course for a race and is usually a coach.

Double Draw - 1st number drawn indicates competitor's place on the Seed Board; 2nd number drawn indicates competitor's start position.

Draw - determines the order competitors appear on the Start List. This may be a random computer Draw or a Double Draw.

DQ or DSQ - is the result of committing a verified gate fault or rule violation; racer does not receive a result.

Equivalent Electronic or Replacement Time - is a method of calculating a missed electronic time by using a comparison between manual/hand times and electronic times.

Electronic Time Operator - operates the electronic timing equipment.

Electronic Time Recorder - records the times from the electric clock.

Entry Card - a card used to facilitate competitor entries.

Fault - an error observed and recorded by a Gate Judge; recorded AND **DIAGRAMMED** on Gate Judge Card which can result in a DQ or DSQ.

Finish Area - area beyond finish line intended for allowing a competitor to stop after completing the course.

Finish Referee - Jury Advisor that supervises the Finish area.

FIS Entry Forms - form used for FIS race entry; retained by Organizers.

Forerunners - persons who start prior to the published start time to set a racing line. Forerunners must meet all requirements for entry to the event including membership. Forerunners in a FIS race who are not FIS inscribed must also sign the FIS Athlete's Declaration. Forerunners cannot also be competitors in the event.

Gate Judge - judges competitors' gate passage as being either correct or incorrect.

Gate Judge Card - a card Gate Judges use to record a competitor's correct passage or fault through their assigned gates.

Hand Timekeeper (Manual Timekeeper) - operates a manual stopwatch in order to provide backup times.

Homologation - a process by which a hill is determined to be acceptable for a specific events.

Jury - a group of officials: Technical Delegate, Referee, Chief of Race for TECHNICAL EVENTS and Technical Delegate, Referee, Chief of Race, and Assistant Referee for SPEED EVENTS, who function independently of other committees to ensure fair and equal opportunity for all competitors at a given race.

Jury Advisor - a category of Alpine Officials' classification describing those individuals serving as Start Referee or Finish Referee. JA classification is used to record work history for those positions; they must be in radio communication with the Jury.

Jury Inspection - accomplished prior to competitors' course inspection; legality of the gates and the course set is determined at that time. Placement of competitor security measures is also addressed.

Jury Meeting - a meeting of the Jury to discuss race-related items of business, e.g. to hear Protests and/or approve provisional starts and provisional reruns.

Organizing Committee (ROC) - a group of people, both legal and physical, concerned with activities related to the race.

Penalty Points - a numerical indicator that allows a race at one site to be equalized to a race held at another site.

Poster - person who "posts" the competitor's time on the scoreboard.

Precisions - published by FIS and USSA to cover interim/trial rule changes.

Race Arena - usually refers to the area from top to bottom between the start area fencing and the finish area fencing and the side-to-side area between the fencing on each side of the course.

Race Chairman - person who staffs a race; is often the Chief of Race.

Racecourse - is the line taken by the competitors - includes the area on either s

Race Points - calculated number comparing an individual's time to the winner's time in a particular event.

Competitor Course Inspection - time allowed for the competitors to carefully study the course.

Referee/Assistant Referee - usually coaches appointed by the Technical Delegate who serve as the competitors' representative on the Jury. (Assistant Referee is appointed for speed events only. They may be appointed for USSA technical events only for training purposes.)

Secretariat - area where administrative portion of race is done; where Race Secretary/Administrator is found.

Seed Board - display of all competitors entered in race in USSA or FIS Point order - lowest to highest - before the Draw. It displays actual start order after the Draw.

Seed Points - a numerical indicator which shows an individual's standing among other competitors in that event; 0.00 is the best with 999.99 indicating no USSA points have been earned; FIS Points are actually calculated to 999.00.

Start Area - a fenced area where competitors line up prior to starting and to do last minute preparations.

Start List - Starting order for competitors; contains names of Jury, Forerunners, and course information.

Start List Second Run - Starting order for second run of a 2-run race.

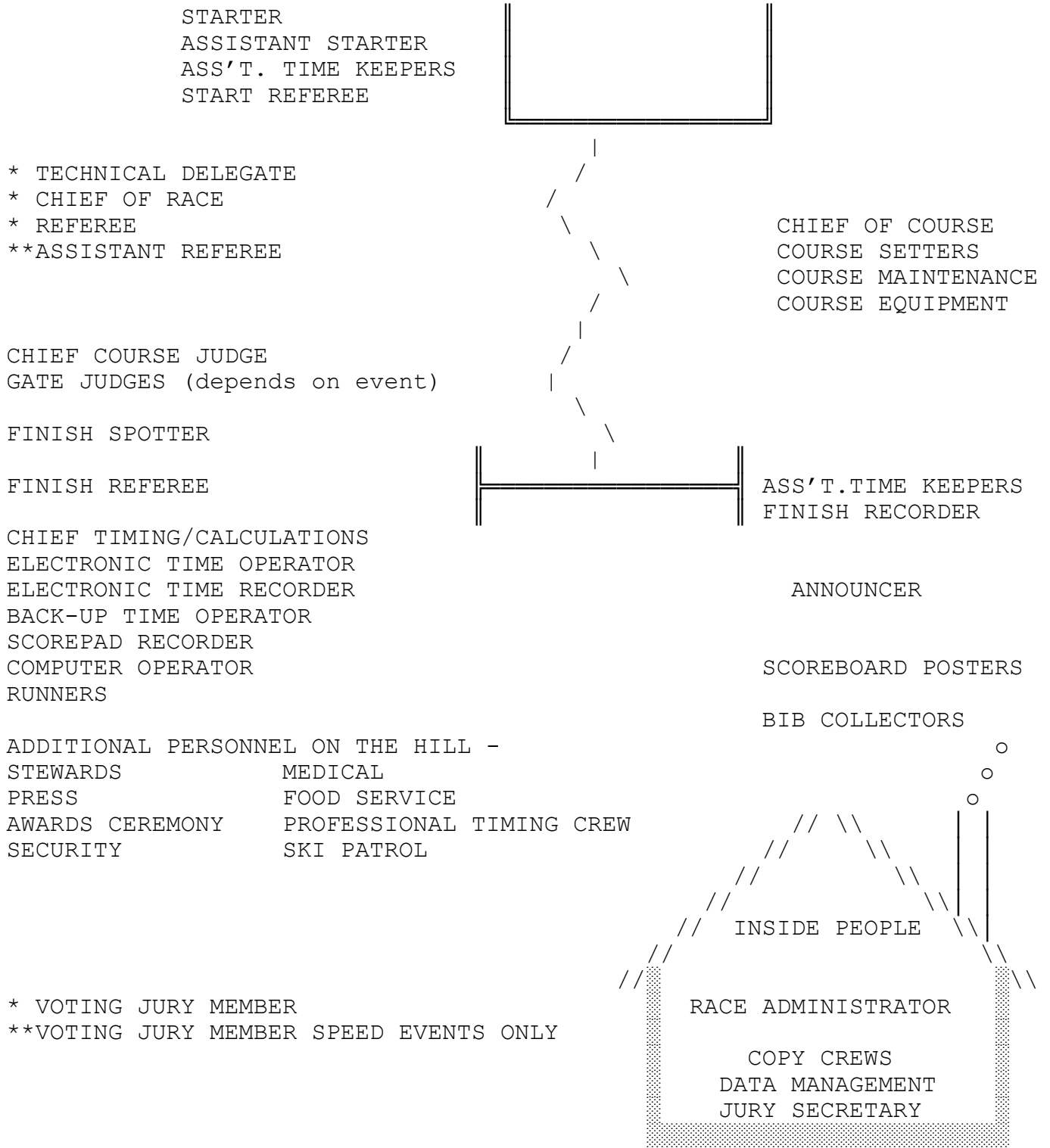
Starter - person responsible for giving the Start signal to the competitor.

Start Referee - Jury Adviser who supervises the Start area.

Team Captains' Meeting - a meeting for coaches, Jury, Jury Advisors, and other officials and guests to review coming race. The Draw, if required by level of event, must take place at a Team Captains' Meeting.

Technical Delegate - person appointed as USSA's or FIS's representative to see that all rules are enforced and the race is fair for all competitors.

**UNITED STATES SKI AND SNOWBOARD ASSOCIATION
PERSONNEL AT THE RACE - ALPINE**



REPORT BY THE REFEREE / PROCES VERBAL DU JUGE ARBITRE /
PROTOKOLL DES SCHIEDSRICHTERS

| | | | | | | | |
|--|---|--|-----------------------|----------------------------------|---|-----------------------------|--|
| Place / Lieu / Ort | | | Country / Pays / Land | | | Codex | |
| Name of event Nom de l'événement Name der Veranstaltung | | | | | Date Date Datum | | |
| Category | | | Gender | | Event | | |
| The following competitors have been disqualified according to ICR / Les coureurs suivants ont été disqualifiés selon le RIS / Die folgenden Wettkämpfer wurden im Sinne der IWO disqualifiziert: | | | | | | | |
| No. No. Nr. | Surname, First Name Nom de famille, Prénom Famillennamen, Vorname | | Nat | Gate No. No. porte Tor Nr. | Gate judge Juge de porte Torrichter | Notes Notes Bemerkung | |
| | | | | | | | |
| | | | | | | | |
| | | | | | | | |
| | | | | | | | |
| | | | | | | | |
| | | | | | | | |
| | | | | | | | |
| | | | | | | | |
| | | | | | | | |
| | | | | | | | |
| | | | | | | | |
| | | | | | | | |
| | | | | | | | |
| | | | | | | | |
| | | | | | | | |
| | | | | | | | |
| | | | | | | | |
| | | | | | | | |
| Did not start (No.)/Pas au départ (No.)/Nicht am Start (Nr.) | | | | | | | |
| | | | | | | | |
| Did not finish (No.)/Pas à l'arrivée (No.)/Nicht im Ziel (Nr.) | | | | | | | |
| | | | | | | | |
| | | | | | | | |
| | | | | | | | |
| | | | | | | | |
| | | | | | | | |
| Time published / Heure d'affichage / Anschlagzeit | Deadline / Délai / Ablauf | | Date / Date / Datum | | Signature Referee Signature du juge arbitre Unterschrift des Schiedsrichter | | |

USSA ALPINE ENTRY CARDS – ALPINE COMPETITION GUIDE 2014

| USSA ALPINE ENTRY CARD | | | |
|---|---------------|-----------|---------------------------------------|
| Last Name | First Name | USSA # | |
| Sex M F | Date of Birth | Age Class | Club (if any) |
| Mailing Address | City | State | Zip |
| Telephone | | Email | |
| Date of Race | Name of Race | Location | Event(s) (circle) DH SL GS SG SC/K |
| For organizer use | | | |
| Fee Paid \$ _____ Date Rec'd _____ Comments _____ | | | |

| USSA ALPINE ENTRY CARD | | | |
|---|---------------|-----------|---------------------------------------|
| Last Name | First Name | USSA # | |
| Sex M F | Date of Birth | Age Class | Club (if any) |
| Mailing Address | City | State | Zip |
| Telephone | | Email | |
| Date of Race | Name of Race | Location | Event(s) (circle) DH SL GS SG SC/K |
| For organizer use | | | |
| Fee Paid \$ _____ Date Rec'd _____ Comments _____ | | | |

| USSA ALPINE ENTRY CARD | | | |
|---|---------------|-----------|---------------------------------------|
| Last Name | First Name | USSA # | |
| Sex M F | Date of Birth | Age Class | Club (if any) |
| Mailing Address | City | State | Zip |
| Telephone | | Email | |
| Date of Race | Name of Race | Location | Event(s) (circle) DH SL GS SG SC/K |
| For organizer use | | | |
| Fee Paid \$ _____ Date Rec'd _____ Comments _____ | | | |



TEAM ENTRY FORM

Team: _____ Men Ladies

Phone: _____ Fax: _____ E-mail: _____

Race Name: _____ Race Date(s) _____

| Member Number | Name LAST, First | Class/ YOB | Gender | EVENTS | | | | | Amount Paid |
|------------------|---------------------|---------------|--------|--------|----|----|----|------|----------------|
| | | | | DH | SL | GS | SG | SC/K | |
| | | | | | | | | | |
| | | | | | | | | | |
| | | | | | | | | | |
| | | | | | | | | | |
| | | | | | | | | | |
| | | | | | | | | | |
| | | | | | | | | | |
| | | | | | | | | | |
| | | | | | | | | | |
| | | | | | | | | | |
| | | | | | | | | | |
| | | | | | | | | | |
| | | | | | | | | | |
| | | | | | | | | | |
| | | | | | | | | | |
| | | | | | | | | | |
| | | | | | | | | | |

Comments: _____

FORMULAIRE D'INSCRIPTION / ENTRY FORM / ANMELDUNGSFORMULAR

OFFICIALS / OFFICIELS / OFFIZIELLE

Block letters please!

Ecrire en majuscules svp

Bitte in Blockschrift schreiben!

| Surname, First Name Nom de famille, Prénom Familiennamen, Vorname | Arrival Arrivée Anreise | Departure Départ Abreise | |
|---|--|--------------------------------|---|
| | | | Team Captain / Chef d'équipe / Mannschaftsführer |
| | | | Trainer / Entraîneur / Trainer |
| | | | |
| | | | |
| | | | |
| | | | |
| | | | |
| | | | |
| | | | Doctor / Médecin / Arzt |
| | | | Physiotherapist / Masseur / Masseur |
| | | | |
| | | | Technicians / Techniciens / Techniker Service personnel / Personnel de service / Servicepersonal |
| | | | |
| | | | |
| | | | |
| | | | |
| | | | |
| | | | |
| | | | |
| | | | |
| | | | |
| | | | |
| | | | |
| | | | |
| | | | |
| | | | |
| Date / Lieu, Date / Ort, Datum | Signature Signature / Unterschrift (please print and sign) | | |

INSTRUCTIONS FOR GATE JUDGES

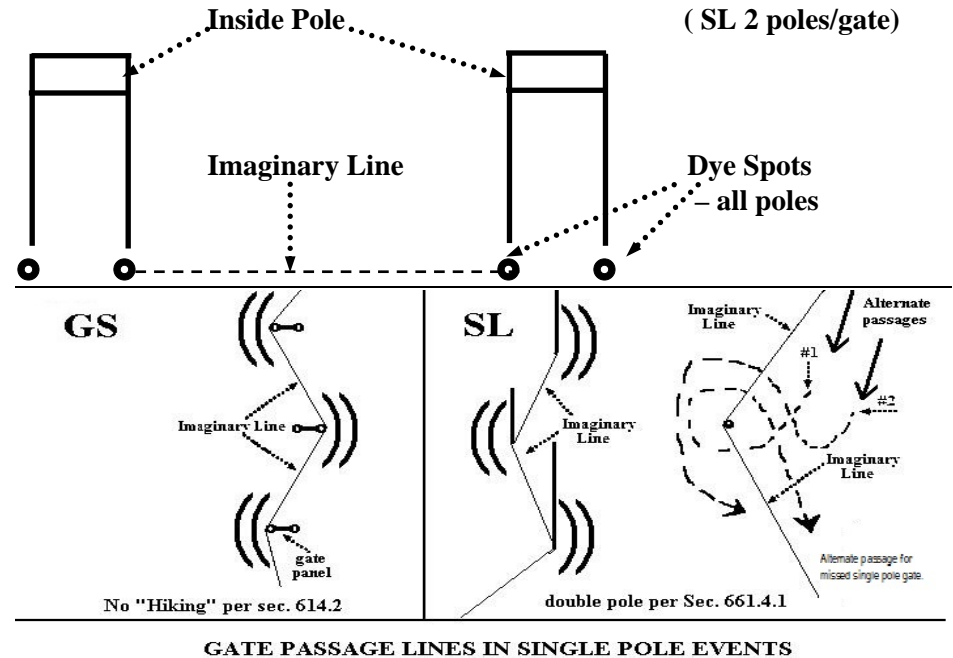
Wear clothing appropriate for varying and unknown weather conditions.

- Stand where you can see all your gates and can take prompt action to repair the course.
- Record all faults (F):
 - Mark all faults (F) and OKs immediately. If F, draw a diagram and indicate which gate was the source of the fault and mark the athlete's bib # next to the diagram
 - Be prepared to explain all faults.
 - Do not discuss the fault with anyone except the Chief Gate Judge or Jury members.
 - If you have reported an F, it is sometimes necessary to attend a jury meeting. Check with the Chief Gate Judge after the race.
 - Do not report an F if you are in doubt. Give the racer the benefit of the doubt.
- Record on card the circumstance of any interference to a racer's run.
- If a racer questions a Gate Judge or commits an error that might lead to disqualification, the Gate Judge MUST communicate with the racer by saying "GO" or "BACK".
- Avoid conversations and other distractions. Concentrate on your job.
- Avoid interference of any kind with a racer.
- Maintain the course in equal condition for all racers, if possible.
 - Replace broken poles in exact position and keep vertical.
 - Put flags back in place.
 - Maintain and repair course.
 - Keep spectators, photographers and other competitors clear of course.
- Remain in place until notified that race is over.

REASONS TO DECLARE A FAULT

- Racer fails to pass on the proper side, or fails to cross a gate line with both ski tips and both feet.
- Racer continues on course after coming to a complete stop. (exception: SL)
- Racer fails to give way to an overtaking competitor at the first call.
- Racer behaves in an unsportsmanlike manner.
- Racer trains and/or inspects contrary to Jury instructions.
- Racer trains on a course closed to competitors.

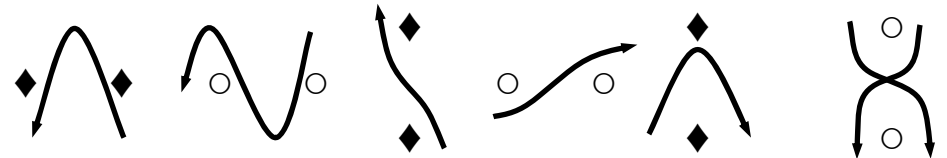
DH, GS, SG
(SL 2 poles/gate)



GATE PASSAGE LINES IN SINGLE POLE EVENTS

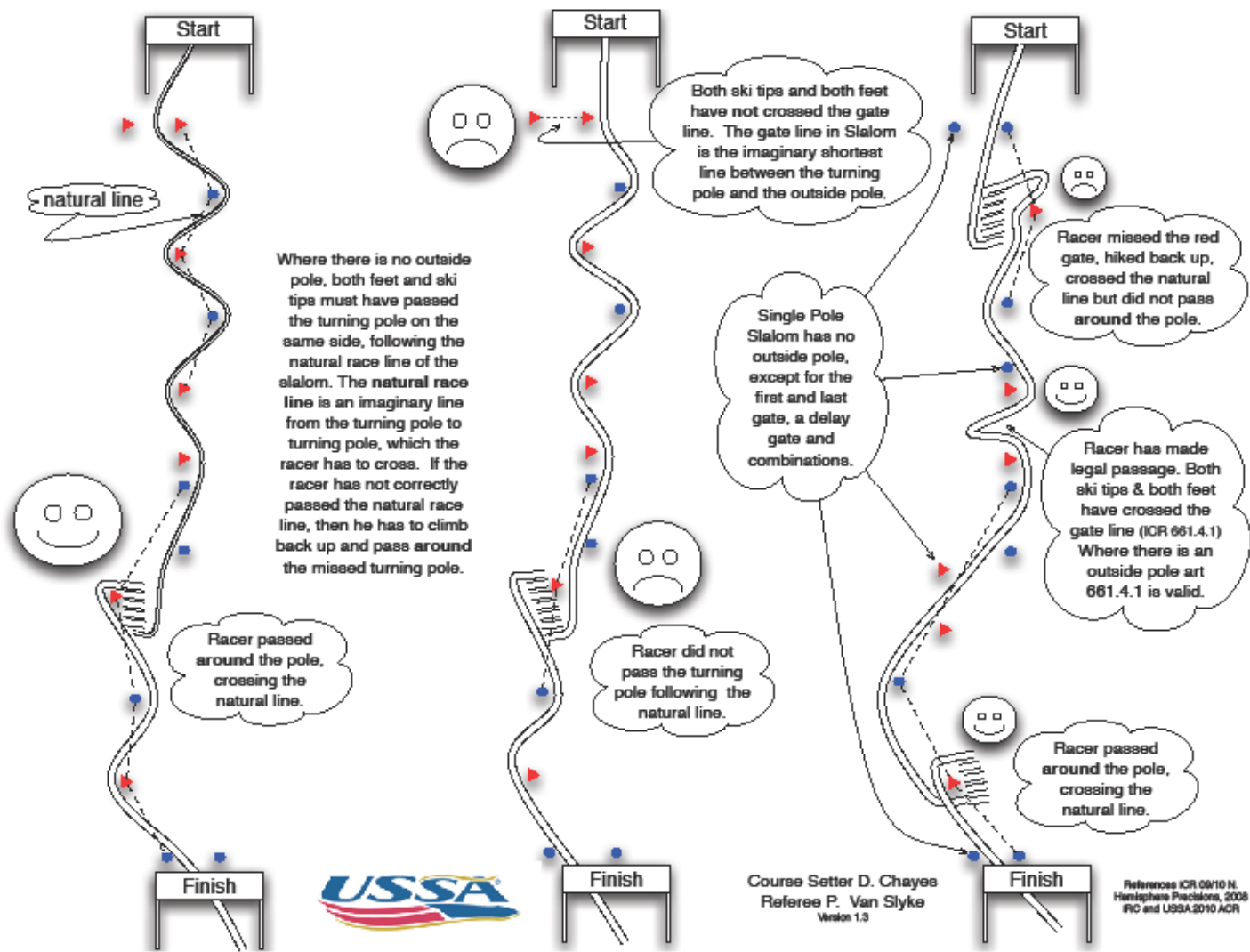
WATCH THE SKI TIPS AND THE FEET

At each gate BOTH SKI TIPS AND BOTH FEET must cross the imaginary line joining the bases of the inside poles. They may cross from any direction to any direction (forward, backward, left, right, in and out the same side, etc.) and at any distance above the snow.



As long as BOTH SKI TIPS AND BOTH FEET cross the imaginary line, the racer is OK, even though:

- He knocks down one or all poles of a gate,
- He slides through the gate on some part of his body other than his feet,
- He enters and exits from the same side,
- He enters gates from a direction that differs from other racers,
- He passes through the gates out of their numerical order.
- In SL, he hikes back up through a gate, or loops around a missed turning pole.*



INSTRUCTIONS FOR THE GATE JUDGES

1. Upon arriving at your assigned gate(s) remove your skis and place them in a designated area.
2. Stand where you can best see all your gates while maintaining a position of maximum security. Most often you will be assisted in task 1 & 2 by your Section Chief, the Chief Gate Judge or the Technical Delegate.
3. Fill out the front of the card and then immediately draw a picture of your assigned gates. Draw the @ symbol to indicate your position. Mark all blue gates with a diamond ◇ symbol and all red gates with a circle ○ symbol.
4. Mark only faults (F) and note the racer's bib number – not start number – in the corresponding box.
 - a. Draw a detailed diagram of the fault on the pre-drawn gate picture.
 - b. Be prepared to explain all faults.
 - c. Do not discuss the fault with anyone except the Chief Gate Judge or Jury Members.
 - d. If you are a witness to a fault be prepared to attend a jury meeting and do not leave the finish area until dismissed by the Chief Gate Judge. This rule applies even if the fault occurs at a gate that you are not assigned (i.e. witness).
 - e. Do not record a fault if in doubt. Give the athlete the benefit of the doubt.
5. Record on the card the circumstances of any interference with a racer's run.
6. If a racer questions a Gate Judge or commits an error that might lead to disqualification the Gate Judge must communicate with the racer by saying, "go" or "back."
7. If necessary replace any gate poles and/or retie any gate flags until assistance from the Race Crew arrives.
8. Remain in place until your card is picked up by your Section Chief or the Chief Gate Judge.

• • • • • **REMEMBER** • • • • •

BOTH SKI TIPS AND BOTH BOOTS MUST CROSS THE IMAGINARY LINE JOINING THE BASE OF THE POLES.

INSTRUCTIONS FOR THE GATE JUDGES

1. Upon arriving at your assigned gate(s) remove your skis and place them in a designated area.
2. Stand where you can best see all your gates while maintaining a position of maximum security. Most often you will be assisted in task 1 & 2 by your Section Chief, the Chief Gate Judge or the Technical Delegate.
3. Fill out the front of the card and then immediately draw a picture of your assigned gates. Draw the @ symbol to indicate your position. Mark all blue gates with a diamond ◇ symbol and all red gates with a circle ○ symbol.
4. Mark only faults (F) and note the racer's bib number – not start number – in the corresponding box.
 - a. Draw a detailed diagram of the fault on the pre-drawn gate picture.
 - b. Be prepared to explain all faults.
 - c. Do not discuss the fault with anyone except the Chief Gate Judge or Jury Members.
 - d. If you are a witness to a fault be prepared to attend a jury meeting and do not leave the finish area until dismissed by the Chief Gate Judge. This rule applies even if the fault occurs at a gate that you are not assigned (i.e. witness).
 - e. Do not record a fault if in doubt. Give the athlete the benefit of the doubt.
5. Record on the card the circumstances of any interference with a racer's run.
6. If a racer questions a Gate Judge or commits an error that might lead to disqualification the Gate Judge must communicate with the racer by saying, "go" or "back."
7. If necessary replace any gate poles and/or retie any gate flags until assistance from the Race Crew arrives.
8. Remain in place until your card is picked up by your Section Chief or the Chief Gate Judge.

• • • • • **REMEMBER** • • • • •

BOTH SKI TIPS AND BOTH BOOTS MUST CROSS THE IMAGINARY LINE JOINING THE BASE OF THE POLES.



Gate Judges Card

Race: _____

Date: _____

Men **Women** **Run #** _____

DH **GS** **SL** **SG** **SC/K**

Faults **No Faults**

Gate No(s): _____

Date: _____

Name: _____

Cell: _____

Signature: _____



Gate Judges Card

Race: _____

Date: _____

Men **Women** **Run #** _____

DH **GS** **SL** **SG** **SC/K**

Faults **No Faults**

Gate No(s): _____

Date: _____

Name: _____

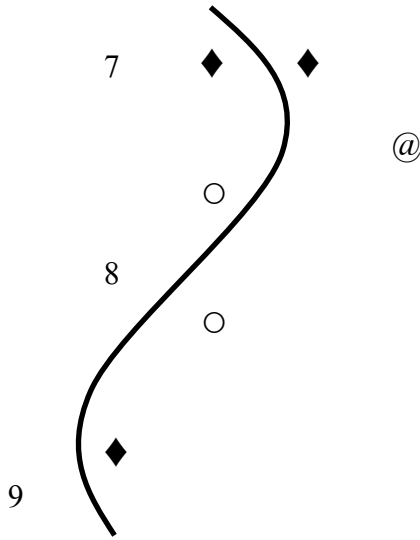
Cell: _____

Signature: _____

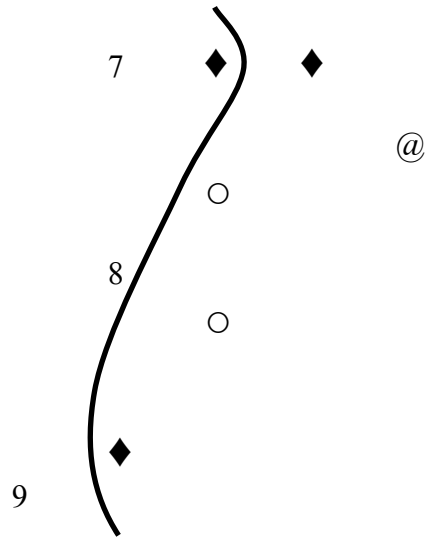
GATE JUDGE DIAGRAM CARD

◆ = Blue Flag ○ = Red Flag @ = Gatekeeper's position

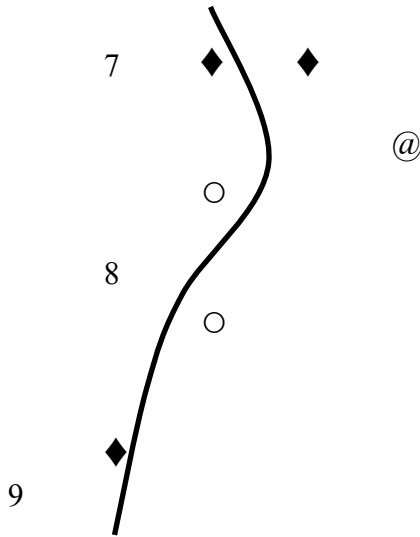
Sample drawing of your gate(s)



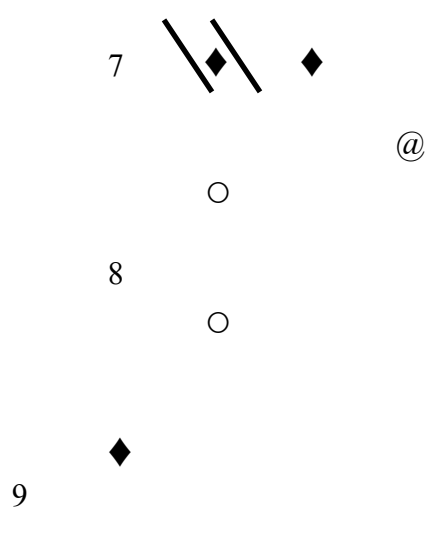
Racer(s) # 5, 11, 18
MISSED GATE # 8



Racer(s) # 23
MISSED GATE # 9



Racer(s) # 25
STRADDLED GATE # 7



FOR EVERY FAULT MAKE A DIAGRAM

**UNITED STATES SKI AND SNOWBOARD ASSOCIATION
GATE JUDGES CARD**

NO FAULTS FAULTS **x**

Men Women **X** Run # 1 Gate(s) # **7,8,9**

DH SL **X** GS SG SC/K Date **2-1-14**

Gate Judge (print full name) **G. Gatejudge**

Alternate * _____ Cell: () _____

For every racer who reaches your gates note the Bib # and mark the proper column ✓ or F. FOR EVERY FAULT ALSO MAKE A DIAGRAM.

✓ = Legally passed

F = Fault

| BIB NO. | OK | F | BIB NO. | OK | F | BIB NO. | OK | F | BIB NO. | OK | F | BIB NO. | OK | F |
|---------|----|---|---------|----|---|---------|----|---|---------|----|---|---------|----|---|
| 1 | ✓ | | 21 | ✓ | | | | | | | | | | |
| 2 | ✓ | | 22 | ✓ | | | | | | | | | | |
| 3 | ✓ | | 23 | | F | | | | | | | | | |
| 4 | ✓ | | 24 | ✓ | | | | | | | | | | |
| 5 | | F | 25 | | F | | | | | | | | | |
| 6 | ✓ | | 26 | ✓ | | | | | | | | | | |
| 7 | ✓ | | 27 | ✓ | | | | | | | | | | |
| 8 | ✓ | | 29 | ✓ | | | | | | | | | | |
| 9 | ✓ | | 30 | ✓ | | | | | | | | | | |
| 10 | ✓ | | | | | | | | | | | | | |
| 11 | | F | | | | | | | | | | | | |
| 12 | ✓ | | | | | | | | | | | | | |
| 13 | ✓ | | | | | | | | | | | | | |
| 14 | ✓ | | | | | | | | | | | | | |
| 15 | ✓ | | | | | | | | | | | | | |
| 16 | ✓ | | | | | | | | | | | | | |
| 17 | ✓ | | | | | | | | | | | | | |
| 18 | | F | | | | | | | | | | | | |
| 19 | ✓ | | | | | | | | | | | | | |
| 20 | ✓ | | | | | | | | | | | | | |

*Mark Alternate at first racer

13-14



UNITED STATES SKI AND SNOWBOARD ASSOCIATION

ALPINE OFFICIAL'S RECOMMENDATION FORM

Use a separate sheet for each recommendation and return to applicable Division AO Chair.

Official's Name: _____ (Please print Official's name.) USSA #: _____ is being

recommended for advancement from Level ____ to Level ____ in the following specialty area:

- Chief of Course, Chief of Race, Competition Official, Data Management, Jury Advisor, Referee, Race Administrator, Timing & Calculations, Technical Delegate, (Start/Finish Referee)

Rate on scale of 5 to 1: 5 - Outstanding, 4 - Excellent, 3 - Good, 2 - Average, 1 - Needs Improvement, NA - Not Applicable

Based on performance at _____ (List Race Name and Location)

This Official:

- 1. Has a good working knowledge of race operations as a whole.
2. Is knowledgeable about this position and its responsibilities.
3. Is capable of handling this position unsupervised.
4. Explains duties clearly to other race workers.
5. Is confident and shows initiative in this position.
6. Communicates well with other race workers.
7. Works well with other people.
8. Is well organized and accomplishes assigned tasks in a timely manner.
9. Completes all duties required by this position.
10. (For TC/TD only) is capable of performing all calculations required by this position

Comments - REQUIRED: _____

Official Capacity of Recommending Official: _____ Level _____

Signature of Recommending Official

(Please Print Name Legibly)

Recommendation Date

THIS INFORMATION WILL BE KEPT CONFIDENTIAL. THANK YOU.



Volunteer Race Worker Registration Form

FORM MAY BE UPDATED FOR 2013-14; REFER TO "MASTER PACKET OF FORMS"

Name (Please Print): _____

Address: _____

Read the following warnings carefully before signing this form. This is a waiver of certain legal rights:

Ski and snowboard competitions involve *many inherent risks, dangers and hazards*. These risks, dangers and hazards may exist at any time and at any place in and around the competition course or facility. They may threaten not only the competitors themselves, but may also threaten me as a competition worker.

Due to high speeds, slick surfaces and icy conditions, you will be at risk of being struck by competitors and/or runaway equipment. While you *must pay close attention to the intervals between competitors*, you must also be aware that such intervals are sometimes irregular. You must *pay special attention to competitor fall zones and likely trajectories of competitors* who may lose control and/or fall. If you have any questions or concerns about fall zones and/or trajectories, you should inquire with a member of the Competition Jury.

The Competition Jury is responsible for controlling the competition. You must comply with instructions of the Jury regarding opening and closing of courses, and regarding your positioning on the course. However, given the unpredictability of ski and snowboard competition and the winter mountain environment, following the advice of Competition Jury members or any other person *does not and cannot guarantee your safety*. If you believe that complying with a Competition Jury instruction would expose you to risk of injury, you should clearly state your concern to a Jury member and state your intention not to follow the instruction.

Competition equipment may be cumbersome and heavy. Exercise caution in carrying and handling such equipment to avoid injury from strain or exertion, particularly when working on steep and uneven terrain. Also, pay attention to climatic conditions and protect yourself from exposure and dehydration.

Side-slipping of race courses involves many of the risks and dangers inherent in the sport of skiing. These risks may be exacerbated by short time periods between racers in which side-slipping must be completed. If you lack advanced skiing skills or are otherwise unwilling to assume the risks inherent in this activity, do not participate in side-slipping of courses.

Consumption of alcohol or illegal drugs by race workers in USSA competitions is strictly prohibited.

By affixing my signature below, I represent that I am over the age of eighteen (18) years, have read the foregoing warnings and in spite of the risks, dangers and hazards involved in such activities, I nevertheless choose to volunteer my services as a USSA Race Worker. By so doing, I agree to release, indemnify, defend, and hold harmless the United States Ski and Snowboard Association, its employees, affiliates, insurers, and sponsors from any and all claims arising from my participation as a race worker regardless of negligence. I also understand and agree that as a volunteer I am not entitled to workers compensation coverage for injuries arising from my participation in these activities and agree not to seek coverage under USSA's workers compensation insurance.

Signature

Date